




TerraWood

# TerraWood

Focus on Quality & Service



One Stop Wood Products Supplier

[www.lyterragroup.com](http://www.lyterragroup.com)

TerraWood

# TerraWood

# About

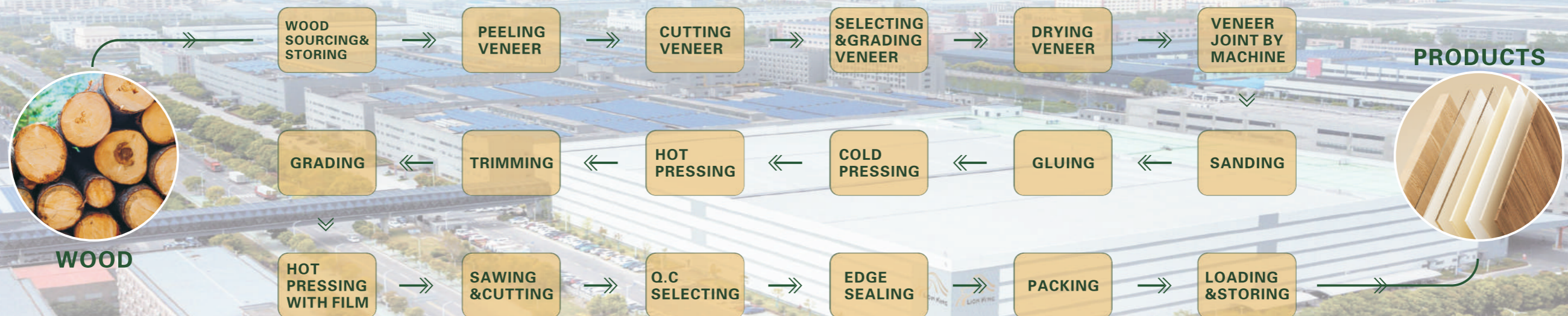


So far our factory has eight world-advanced production lines with a monthly production capacity of 18,000 cubic meter. Our products have passed CE, ISO, FSC, F11/F17 and Soncap certification. During the past 17 years, the Lion King has become a very famous brand in the Middle East, Latin America, Australia, Southeast Asia and Africa. We are proud to offer all our customers high quality products at affordable prices and excellent services.

We sincerely invite friends and customers all over the world to visit our factory and establish win-win cooperation.




## MANUFACTURING PROCESS



## FILM FACED PLYWOOD

STANDARD/GOLD/PREMINUM/LION KING




SIZE: 915X1830, 1200X2400, 1220X2440, 1250X2500, 1500X3000MM.  
 THICKNESS: 6, 9, 12, 15, 18, 21, 24, 27, 30, 35MM  
 COLOR OF FILM: DYNEA FILM BLACK AND BROWN, CHINESE BLACK, BROWN AND RED.  
 CORE: FINGER JOINT, POPLAR, COMBI, HARDWOOD, PINE, RUSSIA BIRCH  
 GLUE: MR, MELAMINE WBP, PHENOLIC WBP

### Lion king wood using time in concrete project

2-3 TIME	3-4 TIME	5-8 TIME	8-12 TIME	12-15 TIME	15-25 TIME	25-40 TIME
CHINESE BROWN FILM	CHINESE BROWN FILM	CHINESE BROWN FILM	CHINESE BROWN FILM	CHINESE BROWN FILM	DYNEA BROWN FILM	DYNEA BROWN FILM
ECONOMIC CORE	ECONOMIC CORE	POPLAR CORE	POPLAR CORE	COMBI CORE	HARDWOOD CORE	BIRCH CORE
WBP GLUE	WBP GLUE	WBP GLUE	WBP GLUE	PHENOLIC WBP GLUE	PHENOLIC WBP GLUE	DYNEA GLUE
10-17MM	15-21MM	6-35MM	6-35MM	6-35MM	6-35MM	6-35MM

THE REUSE TIME COMES FROM CONCRETE PROJECT SITES

## GREEN PLASTIC PLYWOOD




SIZE: 1220X2440, 1250X2500MM  
 THICKNESS: 12/15/18MM  
 SURFACE: GREEN, YELLOW, BLUE  
 CORE: FINGER JOINT, POPLAR, COMBI, HARDWOOD  
 GLUE: MR, MELAMINE WBP, PHENOLIC WBP

PP plywood is a premium concrete forming panel, upgrade of phenolic film faced plywood, MDO and HDO plywood

- Reuse at least 30 times individually
- Reuse at least 150 times in formwork system
- Glossy PP plastic is not sticky with concrete
- Quick dismantling without concrete release agent
- Finished surface top smooth without rework

## HOLLOWED PP BOARD

The PP plywood is made from polypropylene with advantage of light weight, high waterproof, high strength, anti-corrosive and easy for installation in project. size 915X1830/1220X2440MM, thickness 12/15/18MM and colors white/grey/black



CFRT Sheet PP Hollow Plastic Board CFRT Sheet

## COMMERCIAL PLYWOOD




## VENEER EDGE BANDING



WIDTH: 10/15/18/20/22/28MM  
 THICKNESS: 0.4/0.45/0.55/1/2MM  
 COLOR: BIRCH, OAK, WALNUT, OKOUME  
 MAHOGANY AS CUSTOMIZED

## MELAMINE PANEL




## RAW WOOD PANEL

SIZE: 1830X3660, 1220X2440MM  
 THICKNESS: 1-21MM  
 COLOR: LIGHT BROWN, RED, GREEN, BLACK.  
 CORE: MDF  
 GLUE: WBP, MR, E1, E2




## UV/PET PANEL



SIZE:	1220X2440MM
THICKNESS:	1-21MM
COLOR :	UV-TRANSPARENT, UV-SOLID, PET-G, PET-S
CORE:	MDF,CHIPBOARD, BLOCKBOARD PLYWOOD
GLUE:	MR, E1, E2

## SLOTTED/G&T WOOD PANEL

SIZE:	1220X2440MM
THICKNESS:	1-21MM
COLOR:	RAW WOOD COLOR, MELAMINE PAPER COLOR.
CORE:	MDF,PLYWOOD,
GLUE:	MR, E1, E2




## PVC EDGE BANDING



WIDTH:	10/15/18/20/22/28MM
THICKNESS:	0.4/0.45/0.5/0.55/1/2MM
COLOR:	AS CUSTOMIZED

## OSB



SIZE:	1220X2440MM
THICKNESS:	4-18MM
COLOR :	RAW WOOD
CORE:	POPLAR, PINE, HARDWOOD, COMBI
GLUE:	PHENOLIC,WBP, MR, E1,E2
GRADE:	OSB1, OSB2, OSB3



## WOODEN PANELS FOR DOOR

### DOOR SKIN PLYWOOD



SIZE:	915X2135 AS CUSTOMIZED
THICKNESS:	2.7/3/4/5/6MM
COLOR :	OKOUME/EV/SAPELE/AS CUSTOMIZED
CORE:	PLYWOOD/MDF
GLUE:	MR, E1, E2

### PREMIER DOOR SKIN

SIZE:	915X2135 AS CUSTOMIZED
THICKNESS:	2.7/3/4/5/6MM
COLOR :	VENEER/MELAMINE PAPER/PAINTING
CORE:	HDF/MDF
GLUE:	MR, E1, E2



### SOLID CHIPBOARD



SIZE:	915X2135 AS CUSTOMIZED
THICKNESS:	9/12/15/18/25/33/38/44/54/64MM
COLOR :	RAW WOOD COLOR
CORE:	POPLAR,HARDWOOD, COMBI
GLUE:	MR, E1, E2

### HOLLOW CHIPBOARD


SIZE:	915X2135 AS CUSTOMIZED
THICKNESS:	33/38MM
COLOR :	RAW WOOD COLOR
CORE:	POPLAR,HARDWOOD, COMBI
GLUE:	MR, E1, E2



## WOODEN PANELS FOR CONSTRUCTION

### LVL

SIZE:	38X225X4000MM 25X100X4000MM AS CUSTOMIZED
COLOR :	RAW WOOD COLOR
CORE:	POPLAR/PINE/COMBI
GLUE:	WBP/PHENOLIC WBP



### WOOD BEAM

SIZE:	H16/H20
COLOR :	YELLOW
FLANGE:	SPRUCE
CORE:	POPLAR/COMBI
GLUE:	WBP/PHENOLIC WBP

### 3 PLY BOARD

SIZE:	21/27X500X2000/3000MM
COLOR :	YELLOW
CORE:	SPRUCE/PINE
GLUE:	WBP/PHENOLIC WBP

